

CROSSFADE M-100

USER'S MANUAL



REGISTER NOW AT
www.v-moda.com/register

CAUTION

If **serial number** on manual cover or bottom of packaging is missing or defaced, **please return to retailer** immediately.

IMMORTAL
LIFE
PROGRAM

2YR
WARRANTY

english

To acquire a printable version of this manual, please visit www.v-moda.com/manuals

español

Para adquirir una versión impresa de este manual, visite por favor www.v-moda.com/manuals

português

Para adquirir uma versão impressa deste manual, acesse www.v-moda.com/manuals

français

Pour obtenir une version imprimable de cette manuel, veuillez consulter www.v-moda.com/manuals

italiano

Per ottenere una copia stampabile di questa manuale, visitare il sito www.v-moda.com/manuals

deutsch

Eine Handbuch zum Ausdrucken erhalten Sie unter www.v-moda.com/manuals

한국어의

수 동의 인쇄판을 얻으려면 www.v-moda.com/manuals

简体中文

要获得说明书的打印件, 请访问 www.v-moda.com/manuals

繁體中文

要獲得說明書的打印件, 請訪問 www.v-moda.com/manuals

日本語

本取扱説明書の電子版を以下のページからダウンロード・
プリントアウトすることができます www.v-moda.com/manuals

ROCK SAFELY

Enjoy your music responsibly. According to the American Speech-Language-Hearing Association, “listening to headphones at high volumes for extended periods of time can directly result in lifelong hearing loss”. At V-MODA, we are dedicated to providing an enjoyable listening experience, but we also care greatly about your personal health and safety. We recommend that you listen to your headphones at comfortable volume levels for reasonable periods of time.

How to enjoy your music responsibly.

- Turn down the volume. A good point of reference is half volume
- Limit listening time. Give your hearing a “time out”

Be aware of your surroundings. Do not use headphones during activities such as driving, bicycling or jogging while on public roads. Many states have laws prohibiting such actions. Obey local laws, be alert, and listen responsibly.

Caution around children. Keep out of reach of children, the parts included with this product can be a choking hazard. This product is not intended for children under 7 years of age.

WELCOME

Welcome to V-MODA, the music lifestyle. We sincerely hope you enjoy our headphones, the pinnacle of sound and quality design. With the essence of music at the foundation of all we do, we have precisely engineered our headphones to provide an enjoyable and natural sound signature, which invokes the sense of listening to your music live. **Play Hard. Rock Harder.**

Package Contents

1



2



3



4



5



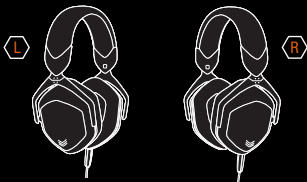
1. 1-Button SpeakEasy Mic Cable
2. Carrying Case
3. Over-Ear Headphones
4. 1/4" Pro Adapter
5. Audio SharePlay cable

Renaissance Headphone Accessories

BoomPro Mic, custom metal shields, detachable color cables, 3-Button SpeakEasy Mic Cable, CoilPro cable and XL cushions are available at V-MODA.com.

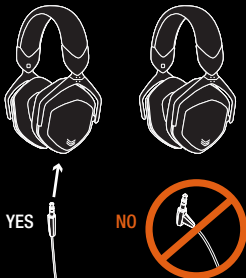
USING YOUR HEADPHONES

1. Very important: place earcups on corresponding ear.
“L” on left ear, “R” on right ear



2. Push hair back, extend the earcups from headband until they fit comfortably on ear, creating a snug fit to ensure highest quality and comfort


3. Wear headphones with the cord hanging in front of your head to ensure headphones stay put during strenuous activity



4. Insert straight plug into either earcup (or one in each to mix the audio). To share music with your friends, use the SharePlay cable

PROTECTING YOUR HEADPHONES

- Minimize exposure to moisture. Not intended for use while swimming, bathing or showering
- Use provided carrying case while idle
- Keep headphones clean and free of debris
- Do not pull on cable to disconnect plug from device
- Do not wrap cable around device while still plugged in as it puts unnecessary pressure on plug-cord connection



USING CALL/MUSIC CONTROL * FEATURE ON iPhone®

1. During music playback

- Click play button once to pause and again to resume playback
- Click play button twice quickly to track forward
- Click play button three times quickly to track backward



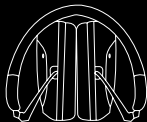
2. During calls

- Click play button once to answer incoming call, click once to end call
- Press and hold play button down for about two seconds to decline an incoming call
- Click play button once to switch over to call waiting, click again to switch back to original call

Audio compatible with smartphones, tablets, iPhone®, iPad®, iPod®, Android™ devices, portable gaming, computers and any device with a 3.5mm audio port. Visit V-MODA.com/SOUNDCHECK as functionality may vary.

FOLDING YOUR HEADPHONES

To fold correctly, be sure to place earcups cushion to cushion.



Troubleshooting

If you are experiencing trouble with your headphones, please refer to the troubleshooting guidelines below. If the problem persists, please contact the V-MODA Six Star Service at V-MODA.com/SUPPORT or 1.888.VMODA.LA.

TROUBLE	SUGGESTIONS
No audio	Make certain the audio device's headphone jack is free of debris and that the headphone plug is securely connected.
Lack of or excessive bass or treble	Turn off any audio enhancement features on audio device. Make sure cable is firmly connected to the headphone (use straight plug) and device (use 45° plug). If the problem persists, try another cable.
Uneven Sound	Make sure cable is firmly connected to the headphone by ensuring male 3.5mm is inserted into female 3.5mm all the way.
Distorted sound	Check to make sure the problem is not with the audio device or the file to which you are listening. Ensure the EQ settings on the device are set properly. Make certain you have a snug fit and that the driver is pointed directly towards the ear.

Cleaning Your Headphones

To keep your headphones clean, periodically wipe with a dry cloth.

Note on Static Electricity

In particularly dry air conditions, mild tingling may be felt on your ears. This is a result of static electricity accumulated in the body, and not a malfunction of the headphones. Wearing clothes made from natural materials can minimize the effect.

Hearing Safety

The Occupational Safety Health Administration has developed the following noise exposure chart to help determine what levels and lengths of listening are safe.

Sound Level dBA	Maximum Listening Duration
90	8 hrs
92	6 hrs
95	3 hrs
100	2 hrs
102	1 ½ hrs
105	1 hr
110	½ hr
115	¼ hr or less

V-MODA Premier Limited Warranty

V-MODA warrants the owner of the product against defects in materials or workmanship as declared below:

- V-MODA will repair or replace the product at no charge for two (2) years from the date of purchase.
- Products must be purchased from a V-MODA authorized dealer.
- After the warranty period, or in cases where the Premier Limited Warranty does not apply, the consumer may contact V-MODA customer service to request 50% off a replacement V-MODA headset* (see next page). This warranty does not cover shipping, installation and removal of any other costs. Proof of purchase may be required and should be retained.
- This Premier Limited Warranty does not cover cosmetic damage, acts of God, misuse, accidents, commercial use, and modification to the product, improper connection, improper use or attempted repair by unauthorized distributors renders this warranty null and void.* (see next page)
- This warranty does not cover products purchased open box, sold as-is, by private party resale or any other third party purchases from unauthorized distributors. Transfer of V-MODA products through unauthorized distributors renders this warranty null and void.
- A proof of purchase may be in the form of a receipt or bill of sale, with the model of the product, price and the date of purchase stated.

Restrictions

V-MODA is not responsible to repair or replace the product if in violation of this warranty. This warranty gives the purchaser specific legal rights, you may also have other rights which vary from state to state that may result in the change of this warranty.*

To obtain service under this warranty agreement, properly protect the product in a shipping package, as we are not responsible for items lost or damaged in transit, and include a copy of the original receipt.

Please visit v-moda.com/support for further instructions, in order to fill out the online warranty form and for the current V-MODA warranty mail stop mailing address.

To acquire a printable version of this warranty, please visit V-MODA.com/support. For customer service inquiries, please e-mail support@v-moda.com. You may also call **1.888.VMODA.LA** Monday through Friday, 9:00 am to 5:00 pm (PST).

V-MODA SHALL NOT BE LIABLE FOR ANY INCIDENTAL, SPECIAL OR CONSEQUENTIAL DAMAGES OF ANY KIND. ALL IMPLIED WARRANTIES INCLUDING BUT NOT LIMITED TO MERCHANTABILITY OR FITNESS FOR PARTICULAR PURPOSE ON THIS PRODUCT ARE LIMITED IN DURATION TO THE WARRANTY PERIOD FROM THE DATE OF ORIGINAL PURCHASE.

V-MODA Immortal Life Program

We do not judge if you abuse your product. In the unlikely event you run over it with a tank, the V-MODA Immortal Life Program has your back.

All we ask is that you send the product (or what is left of it) to us and we will email you a coupon code towards a comparable product from our website.

For more info visit www.v-moda.com/immortal-life.

For other customer service inquiries, please e-mail support@v-moda.com. You may also call 1.888.VMODA.LA Monday through Friday, 8:30 am to 5:00 pm (Pacific Standard Time).

IMMORTAL
LIFE
PROGRAM

2YR
WARRANTY

CAUTION

If **serial number** on manual cover or bottom of packaging is missing or defaced, please **return to retailer** immediately.

FCC

NOTE: This device complies with Part 15 of FCC Rules. Operation is subject to the following two conditions: (1) This device may not cause harmful interference, and (2) This device must accept any interference received, including interference that may cause undesired operation.

NOTE: This equipment has been tested and found to comply with the limits for a Class B digital device, pursuant to Part 15 of the FCC Rules. These limits are designed to provide reasonable protection against harmful interference in a residential installation. This equipment generates, uses, and can radiate radio frequency energy and, if not installed and used in accordance with the instructions, may cause harmful interference to radio communications.

However, this is no guarantee that interference will not occur in a particular installation. If this equipment does cause harmful interference to radio or television reception, which can be determined by turning the equipment off and on, you are encouraged to try to correct the interference by one or more of the following measures:

- Reorient or relocate the receiving antenna
- Increase the separation between the equipment and receiver
- Connect the equipment to an outlet on a different circuit than the one to which the receiver is connected
- Consult the dealer or an experienced radio/TV technician for help

Changes or modifications not expressly approved by V-MODA could void the user's authority to operate this equipment.

This device complies with Industry Canada license exempt RSS standard(s).

Operation is subject to the following two conditions: (1) this device may not cause harmful interference, and (2) this device must accept any interference received, including interference that may cause undesired operation.



V-MODA hereby declares that this product is in compliance with the essential requirements and other relevant provisions of Directive 1999/5/EC and all other applicable EU directive requirements. The complete declaration of conformity can be found at V-MODA.com/COMPLIANCE.



V-MODA Milano Design

©2016 V-MODA. All rights reserved.

V, V-MODA, the V-MODA logo, BLISS, Crossfade and V-PORT are trademarks of V-MODA.

U.S. Pat. Nos. D683212, D698333, D625703 and patents pending.

iPhone®, iPad®, iPod® are trademarks of Apple Inc., registered in the U.S. and other countries.

The trademark "iPhone" is used with a license from Aiphone K.K.

Android™ is a trademark of Google Inc. and is in no way affiliated with V-MODA.



PLEASE DO NOT RETURN TO RETAILER

For any issues relating to your V-MODA product,
please contact our Six Star Service directly.

visit

V-MODA.com/SUPPORT

email

support@V-MODA.com



twitter

@VMODASixStar

skype

V-MODASixStar

call

1.888.VMODALA





300404120005D02

REGISTER NOW AT
www.v-moda.com/register

